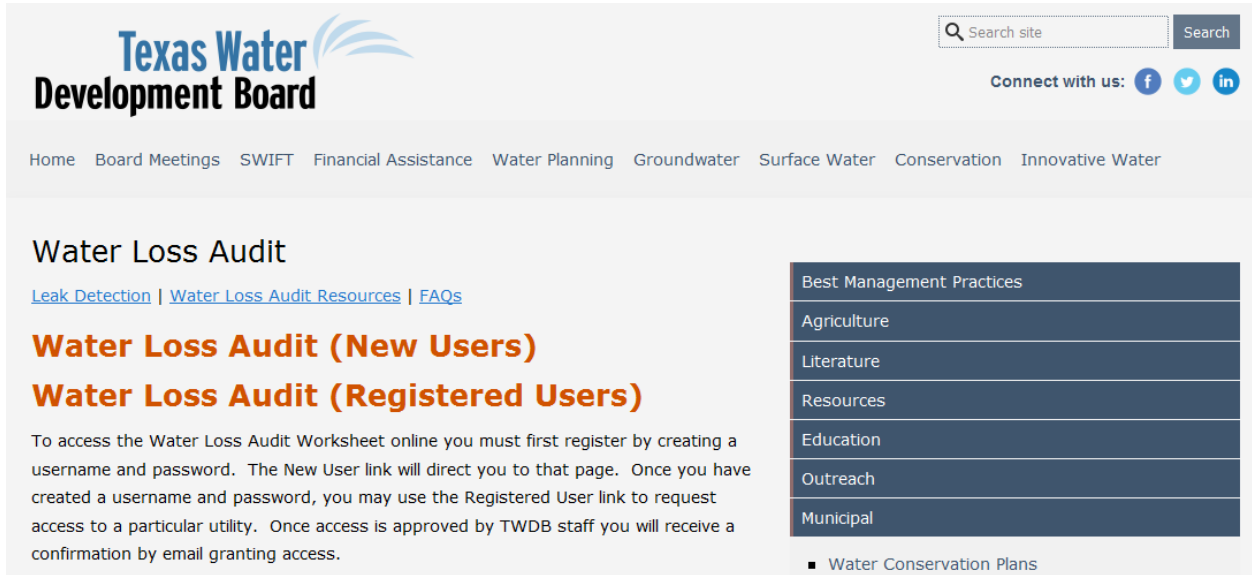


## How to Access the Water Loss Audit Report

Go to:

<http://www.twdb.texas.gov/conservation/municipal/waterloss/index.asp>

At the top of the page, click on Water Loss Audit Form (New Users).



**Texas Water Development Board**

Search site Search

Connect with us: [f](#) [t](#) [in](#)

Home Board Meetings SWIFT Financial Assistance Water Planning Groundwater Surface Water Conservation Innovative Water

### Water Loss Audit

[Leak Detection](#) | [Water Loss Audit Resources](#) | [FAQs](#)

**Water Loss Audit (New Users)**

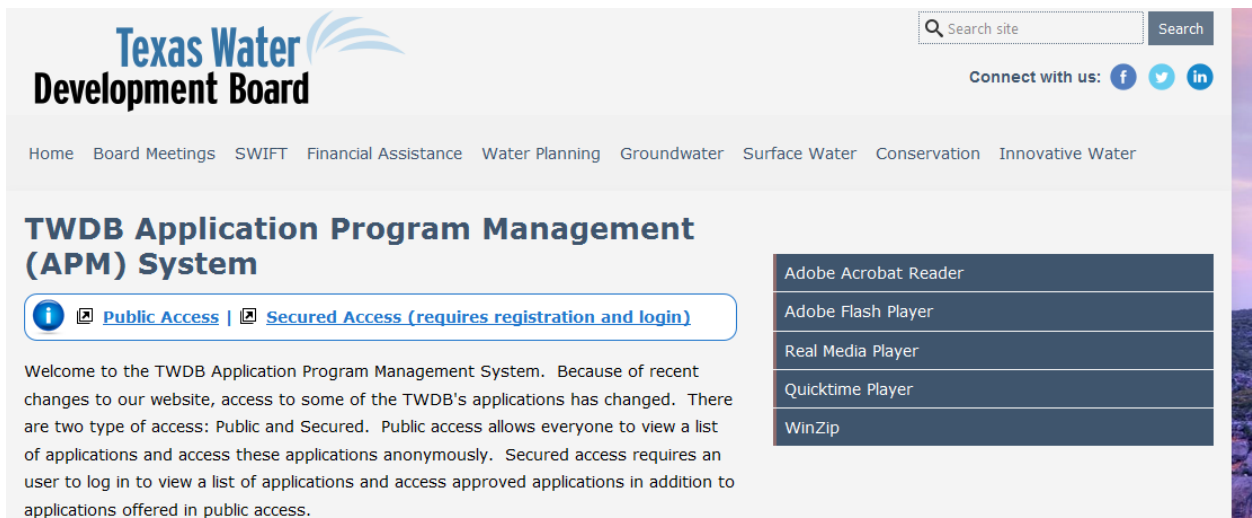
**Water Loss Audit (Registered Users)**

To access the Water Loss Audit Worksheet online you must first register by creating a username and password. The New User link will direct you to that page. Once you have created a username and password, you may use the Registered User link to request access to a particular utility. Once access is approved by TWDB staff you will receive a confirmation by email granting access.

- Best Management Practices
- Agriculture
- Literature
- Resources
- Education
- Outreach
- Municipal

Water Conservation Plans

On the next page, click on Secured Access (requires registration and login).



**Texas Water Development Board**

Search site Search

Connect with us: [f](#) [t](#) [in](#)

Home Board Meetings SWIFT Financial Assistance Water Planning Groundwater Surface Water Conservation Innovative Water

### TWDB Application Program Management (APM) System

[Public Access](#) | [Secured Access \(requires registration and login\)](#)

Welcome to the TWDB Application Program Management System. Because of recent changes to our website, access to some of the TWDB's applications has changed. There are two type of access: Public and Secured. Public access allows everyone to view a list of applications and access these applications anonymously. Secured access requires an user to log in to view a list of applications and access approved applications in addition to applications offered in public access.

- Adobe Acrobat Reader
- Adobe Flash Player
- Real Media Player
- Quicktime Player
- WinZip

This should bring you to the Application Program List page.

Texas Water Development Board

Application Program List

Home Logout Agency Policies Contact Webma

Admin Applications Simulate External U

Siobhan Scott - Welcome To The TWDB Program List Log Out

**Instructions**  
Some TWDB applications are public applications and do not require a login. If you are not logged in, the applications listed under the "TWDB Web Applications You Have Access To" section below are applications that do not require a login. Other TWDB applications require a login. If you want access to the applications that require a login, please click on the login button above and to the right.

**My Favorite TWDB Web Applications**

[Water Loss Audit](#) [Remove From Favorites](#)  
Click here to access the water audit worksheet.

[Water Use Survey](#) [Remove From Favorites](#)  
Water Use Survey

Click on Water Loss Audit. This should bring you to the WLUC (Water Loss, Use and Conservation) Home Page. At the top, click on the Water Loss Audit tab.

Texas Water Development Board

Water Loss, Use and Conservation

WLUC Water Use Survey Water Loss Audit

Welcome to the Water Loss, Use and Conservation Home Page

Name: Siobhan Scott

**Search Filter**

Year:

PWS Code

PWS Name

Survey Number

WUS System Name

Search Reset

Water Use Survey

+ Water Use Survey List

Water Loss Audit

+ Water Loss Audit List

On the next page, click on the Request Access tab.

**Texas Water Development Board** **Water Loss Audit**

Home Worksheet Audit Report **Request Access** WLUC Home

Select Water Utility

Records: 7468 Page: 1 of 747

Edit	View	TCEQ Number	Utility Name	Contact Name	Contact Phone
<a href="#">Fill Out</a>	<a href="#">View</a>	2140030	1017 Cafe		
<a href="#">Fill Out</a>	<a href="#">View</a>	1520067	114th Street Mobile Home Pa...		
<a href="#">Fill Out</a>	<a href="#">View</a>	1012765	1350 Hugh Road Water System		
<a href="#">Fill Out</a>	<a href="#">View</a>	1012239	14200 Stuebner Airline Offi...		
<a href="#">Fill Out</a>	<a href="#">View</a>	1013173	147Th T A n G		
<a href="#">Fill Out</a>	<a href="#">View</a>	1700580	1485 Limited Crystal Spring...		
<a href="#">Fill Out</a>	<a href="#">View</a>	200513	2 Js Cafe & Marina		
<a href="#">Fill Out</a>	<a href="#">View</a>	1700814	242 Express Mart		
<a href="#">Fill Out</a>	<a href="#">View</a>	930063	2620 Estates		
<a href="#">Fill Out</a>	<a href="#">View</a>	1013469	2920 Food Mart		

This should bring you to a page which invites you to select the box in the Utility List for each Utility you wish to access. In the Utility Name Filter box below, type in the name of your utility and hit enter. Or, you can search by your PWS ID, without the TX in front of it.

**Texas Water Development Board** **Water Loss Audit**

Home Worksheet Audit Report **Request Access** WLUC Home

Request Access To Water Utilities

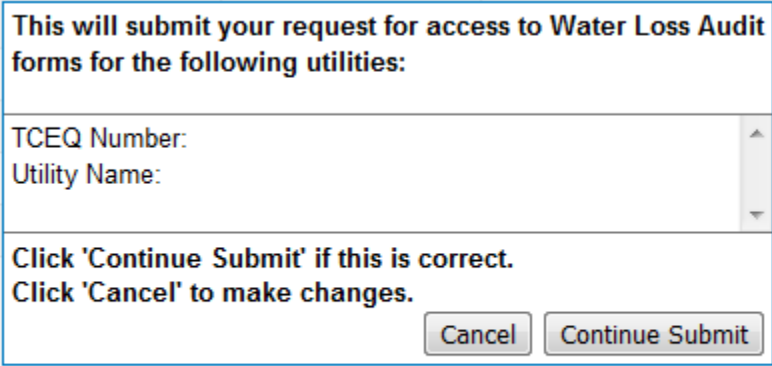
Select the box in the Utility List for each Utility that you want to access -- then click the Submit button.

Records: 7467 Page: 1 of 747

Select	TCEQ Number	Utility Name	Contact Name	Contact Phone	City Name
<input type="checkbox"/>	2140030	1017 Cafe			
<input type="checkbox"/>	1520067	114th Street Mobile Home Pa...			
<input type="checkbox"/>	1012765	1350 Hugh Road Water System			
<input type="checkbox"/>	1012239	14200 Stuebner Airline Offi...			
<input type="checkbox"/>	1013173	147Th T A n G			
<input type="checkbox"/>	1700580	1485 Limited Crystal Spring...			
<input type="checkbox"/>	200513	2 Js Cafe & Marina			
<input type="checkbox"/>	1700814	242 Express Mart			
<input type="checkbox"/>	930063	2620 Estates			
<input type="checkbox"/>	1013469	2920 Food Mart			

Once filtered, click in the box to select your utility, then click on the Submit button in the gray bar above.

You will be asked if you wish to continue and you should click on Continue Submit in the pop-up box.



**This will submit your request for access to Water Loss Audit forms for the following utilities:**

TCEQ Number:  
Utility Name:

Click 'Continue Submit' if this is correct.  
Click 'Cancel' to make changes.

You will then get a message letting you know that your request has been sent and that you will receive an email letting you know when it has been processed (usually very quickly).